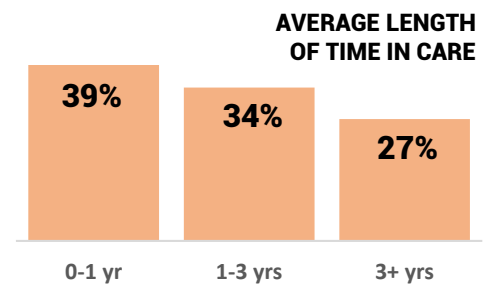
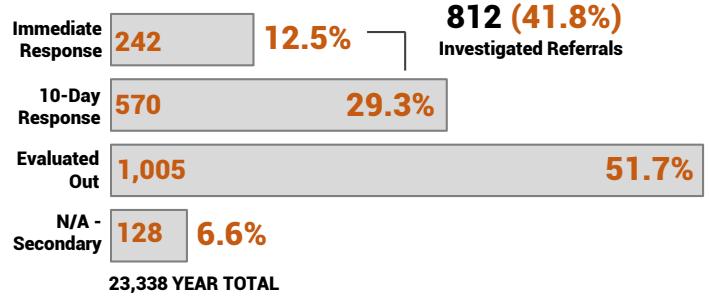


The following data, unless otherwise stated, is a monthly average for calendar year 2022

4,539 
HOTLINE CALLS RECEIVED
54,469 YEAR TOTAL

1,416 
CHILDREN IN CARE
1ST OF EACH MONTH

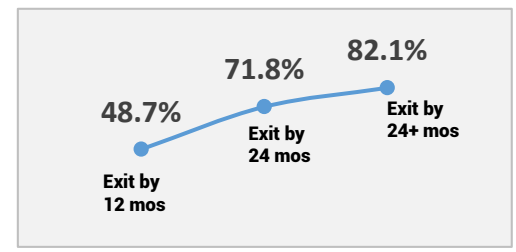
REFERRALS



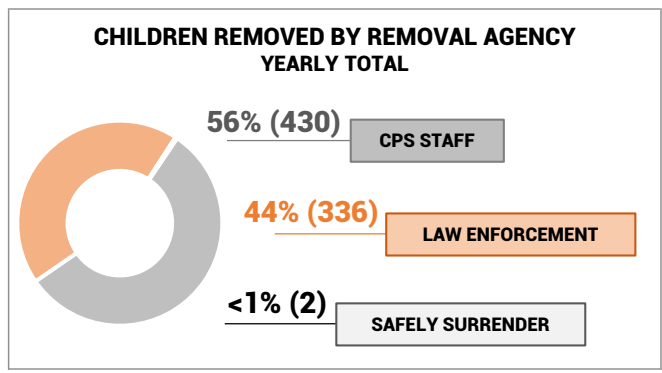
1,069 
AVG. MONTHLY CHILDREN IN INVESTIGATED REFERRALS

325 Immediate Response
2,906 YEAR TOTAL

745 10-Day Response
6,838 YEAR TOTAL

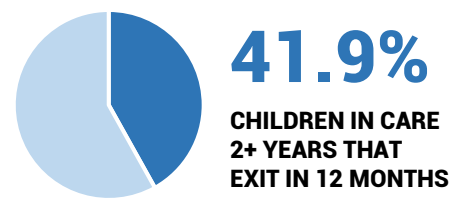


64 AVERAGE MONTHLY CHILDREN TAKEN INTO PROTECTIVE CUSTODY



EXITS FROM CARE TO PERMANENCY

TOTAL % OF CHILDREN REUNIFIED, ADOPTED, & EXITED TO GUARDIANSHIP

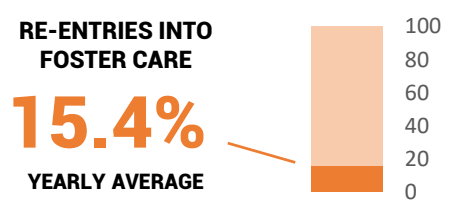


EXITS FROM FOSTER CARE **68**

WARRANTS FILED ON BEHALF OF CHILDREN

 **11** WARRANTS
131 YEAR TOTAL

* Not all filed warrants result in a Court order for removal



91 NEW CASES OPEN  **64** ENTRIES TO CARE

EXTENDED FOSTER CARE OPEN CASES **301**

Child Protective Services QUICK FACTS GUIDE

CALENDAR YEAR 2022 MONTHLY AVERAGE



Department of Child, Family and Adult Services

Data Point	Data Sources	Methodology
Hotline Calls	Cisco Unified Contact Center Enterprise (UCCE) Call Dashboard	Number of Hotline Calls received
Referrals Received by Response Type	BI ¹ report	Number of referrals received (Eval Out category includes Eval Out and NA/Secondary)
Children in Investigated Referrals	BI report	Number of children in investigated referrals (IR and 10 Day only)
New Cases Open	BI report	Cases that started in the calendar year. Cases open 1+ days anytime during the calendar year; includes voluntary and non-voluntary cases
Entries to Care	BI report	Entries of all days in care including all entries (not just first entries) and placements in cases and referrals
Children Removed by Removal Agency	BI report	Percentage of children removed by agency (CPS or Law Enforcement) or Safe Surrender
Warrants Filed on Behalf of Children	Court Services – Centralized Transcription	Number of warrants filed on behalf of children as provided by the Court Services – Centralized Transcription program responsible for processing warrant documents Note: Not all filed warrants result in a Court order for removal
Children in Care	BI report	Counts children in foster care at the 1 st of each month

Data Point	Data Sources	Methodology
Average Length of Time in Care	SafeMeasures ³	Children in care for specified time lengths: <ul style="list-style-type: none"> • 0-1 year • 1-3 years • 3+ years This includes placements in cases and referrals and only placements of 8 and more days in care
Exits from Foster Care to Permanency*	UC Berkeley CCWIP ³ – Entry Cohorts Over Time report	Average of entry cohorts of which 3 years have elapsed to show exit status at 12, 24 and 24+ months. Selected time periods: <ul style="list-style-type: none"> • Jan 2018–Dec 2018 • Apr 2018–Mar 2019 • Jul 2018–Jun 2019 • Oct 2018–Sep 2019 Counts 8 and more days in care only; includes exits by reunification, adoption and guardianship
Children in Care 2+ Years That Exit in 12 Months (P3)*	UC Berkeley CCWIP – P3 report	Selected time period: <ul style="list-style-type: none"> • Apr 2021–Mar 2022 • Jul 2021–Jun 2022 • Oct 2021–Sep 2022
Exits from Foster Care	BI report	All exits by reunification, adoption or guardianship
Re-entries into Foster Care*	UC Berkeley CCWIP – P4 report	Selected time period: <ul style="list-style-type: none"> • Jan 2020-Dec 2020 • Apr 2020-Mar 2021 • Jul 2020-Jun 2021 • Oct 2020-Sep 2021 (this is the original entry timeframe); counting 8 and more days in care upon first entry and counting all days in care upon re-entry
Extended Foster Care (EFC) Open Cases	BI report	Number of open cases assigned to the EFC units at any time during each month; this aligns with current EFC case tracking methodology

All data reflects ages 0-17, other than EFC open cases which are typically ages 18-21

*Most data reflects a monthly average; however, some data matches the UCB CCWIP methodology for reporting outcomes and is therefore based on averages of different time periods, as noted on this Guide

¹ Business Intelligence – Child Welfare Digital Services (<https://cwsadweb.int.osi.ca.gov/BOE/BI>)

² SafeMeasures – Evident Change (formerly the National Council on Crime and Delinquency (<https://app.safemeasures.org/ca>))

³ University of California, Berkeley – California Child Welfare Indicators Project (<https://ccwip.berkeley.edu/>)